

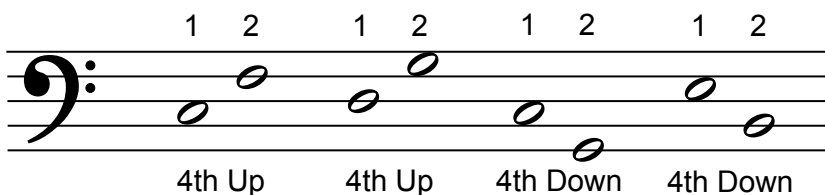

About This Activity

This activity worksheet is designed for the first year piano student. It continues to drill and practice note naming skills as it introduces the musical interval. This activity worksheet is most effective if used in sequence, following the introduction of basic symbols (staff, treble clef and bass clef) and note names.

Intervals! Piano Theory Worksheet Three/4ths

Intervals!

Now that you understand the basic stuff about intervals, and have successfully completed the first two worksheets that introduced seconds (2nds) and thirds (3rds), let's take a look at fourths (4ths). Check out the examples below before you begin the worksheet.

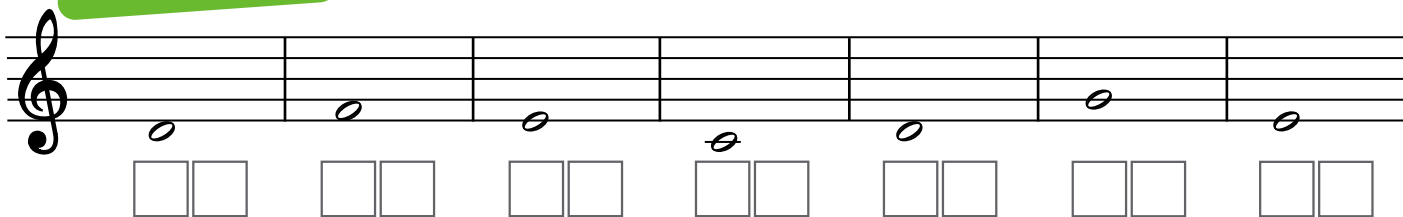


1 2 1 2 1 2 1 2

4th Up 4th Up 4th Down 4th Down

In the following activity you will write fourths up and down from the printed note in the treble and bass clef. Then label the two notes with their correct alphabet letter.

4ths Up



4ths Down

